

FLOOR *plans*




Whether in 1 storey or 2 storeys unit, all layouts of The Walden combines generous spaces for family connections, for reflection and for privacy, while embracing an openness to outdoors.



60' x 100'

Gross Floor Area (sq ft) **2,962** No. of Units **18**

 **4+1**
  **4+1**

- Additional features:
-  EV Charger Point
 -  Autogate System
 -  Solar PV Panels
 -  Solar Water Heater for All Bathrooms except Maid's Bath/Toilet (Shower Point)
 -  Rain Water Harvesting Tank
 -  Security Alarm System
 -  Booster Pump for Water Supply From Tank

TYPE A / 1 Storey



Artist's impression only

Site Plan



60' x 100'

Gross Floor Area (sq ft) **2,938** No. of Units **9**

 **4+1**
  **4+1**

- Additional features:
-  Booster Pump for Water Supply From Tank
 -  EV Charger Point
 -  Autogate System
 -  Solar PV Panels
 -  Solar Water Heater for All Bathrooms except Maid's Bath/Toilet (Shower Point)
 -  Rain Water Harvesting Tank
 -  Security Alarm System

TYPE C / 1 Storey



Site Plan






60' x 135'

Gross Floor Area (sq ft)
3,628

No. of Units
2

 Bedroom(s)
4+1

 Bathroom(s)
4+1

- Additional features:
-  Booster Pump for Water Supply From Tank
 -  EV Charger Point
 -  Autogate System
 -  Solar PV Panels
 -  Solar Water Heater for All Bathrooms except Maid's Bath/Toilet (Shower Point)
 -  Rain Water Harvesting Tank
 -  Security Alarm System

TYPE D / 1 Storey



Site Plan



60' x 170'

Gross Floor Area (sq ft)
3,928

No. of Units
1



Bedroom(s)

4+1



Bathroom(s)

4+1

Additional features:



Booster Pump for Water Supply From Tank



EV Charger Point



Autogate System



Solar PV Panels



Solar Water Heater for All Bathrooms except Maid's Bath/Toilet (Shower Point)



Rain Water Harvesting Tank



Security Alarm System

TYPE D1 / 1 Storey





Site Plan



60' x 100'

Gross Floor Area (sq ft) **3,730** No. of Units **16**

 Bedroom(s) **5+1**
  Bathroom(s) **5+1**

- Additional features:
-  Booster Pump for Water Supply From Tank
 -  EV Charger Point
 -  Autogate System
 -  Solar PV Panels
 -  Solar Water Heater for All Bathrooms except Maid's Bath/Toilet (Shower Point)
 -  Rain Water Harvesting Tank
 -  Security Alarm System

TYPE E / 2 Storeys



Artist's impression only

Site Plan



60' x 100'

Gross Floor Area (sq ft)
3,900

No. of Units
16

 Bedroom(s)
5+1

 Bathroom(s)
5+1

- Additional features:
-  Booster Pump for Water Supply From Tank
 -  EV Charger Point
 -  Autogate System
 -  Solar PV Panels
 -  Solar Water Heater for All Bathrooms except Maid's Bath/Toilet (Shower Point)
 -  Rain Water Harvesting Tank
 -  Security Alarm System

TYPE F / 2 Storeys



Artist's Impression only

Site Plan



RC FLAT ROOF

60' x 110'

Gross Floor Area (sq ft) **4,088** No. of Units **7**

 **5+1**
  **5+1**

- Additional features:
-  Booster Pump for Water Supply From Tank
 -  EV Charger Point
 -  Autogate System
 -  Solar PV Panels
 -  Solar Water Heater for All Bathrooms except Maid's Bath/Toilet (Shower Point)
 -  Rain Water Harvesting Tank
 -  Security Alarm System

TYPE G / 2 Storeys



Artist's impression only

Site Plan



Ground Floor



First Floor

Structure	Reinforced Concrete Frame	
Walls	Brick Wall	
Roof Covering	Concrete Roof Tiles / Reinforced Concrete Roof	
Roof Framing	Metal Roof Truss / Reinforced Concrete Frame	
Ceiling	Skim Coat / Plaster Ceiling	
Windows	Aluminium Framed Glass Window	
Doors	Main Entrance Master Bedroom, Guest Room, Bedroom 1 & 2 Master Bath, Powder, Bath 1 & 2 Guest Bath Others	Solid Timber Core Door Timber Flush Door Timber Flush Door Timber Flush Sliding Door Timber Flush Louvre Door / Timber Flush Door / PVC Folding Door / Aluminium Framed Swing Glass Door / Aluminium Framed Sliding Glass Door / Aluminium Framed Folding Glass Door
Ironmongery	Quality Locksets	
Wall Finishes	Wet Kitchen Master Bath , Guest Bath, Bath 1 & 2, Powder, Toilet Other Internal Walls External Walls	Wall Tiles up to 1500mm height / Plaster and Paint Wall Tiles up to Ceiling Height Plaster and Paint Plaster and Paint
Floor Finishes	Ground Floor Car Porch, Lanai 1, 2, 3, 4 & 5, Den Foyer / Living / Dining / Breakfast Area, Wet Kitchen, Store 1 Master Bedroom, Guest Bedroom, Bedroom 1 & 2 Master Bath, Guest Bath, Bath 1 & 2, Powder Maid's / Utility, Store 2, Toilet Yard Other	Floor Tiles Floor Tiles Engineered Timber Floor Floor Tiles Floor Tiles Prime Paver Cement Render / Cement Screed
Sanitary and Plumbing Installation	Water Closet Wash Basin Shower Bathtub Kitchen Sink	6 7 5 1 1
Electrical Installation	Light Point Power Point Fan Point Air-Cond Point TV Point Water Heater Point Cooker Point Auto Gate Point Bell Point EV Charger Point	45 36 8 6 2 1 1 1 1 1 1
Internal Telephone Trunking and Cabling	Fibre Optic Cable & Socket	6
Fencing	Brick Wall with Mild Steel Grille	
Gate	Mild Steel Gate	

Structure	Reinforced Concrete Frame	
Walls	Brick Wall	
Roof Covering	Concrete Roof Tiles / Reinforced Concrete Roof	
Roof Framing	Metal Roof Truss / Reinforced Concrete Frame	
Ceiling	Skim Coat / Plaster Ceiling	
Windows	Aluminium Framed Glass Window	
Doors	Main Entrance Master Bedroom, Guest Bedroom, Bedroom 1 & 2 Master Bath, Powder, Bath 1 & 2 Guest Bath Others	Solid Timber Core Door Timber Flush Door Timber Flush Door Timber Flush Sliding Door Timber Flush Louvre Door / Timber Flush Door / PVC Folding Door / Aluminium Framed Swing Glass Door / Aluminium Framed Sliding Glass Door
Ironmongery	Quality Locksets	
Wall Finishes	Wet Kitchen Master Bath , Guest Bath, Bath 1 & 2, Powder, Toilet Other Internal Walls External Walls	Wall Tiles up to 1500mm height / Plaster and Paint Wall Tiles up to Ceiling Height Plaster and Paint Plaster and Paint
Floor Finishes	Ground Floor Car Porch, Lanai 1, 2 & 3 Foyer / Living / Dining / Breakfast Area, Wet Kitchen, Study, Store Master Bedroom, Guest Bedroom, Bedroom 1 & 2 Master Bath, Guest Bath, Bath 1 & 2, Powder Maid's / Utility, Toilet Yard Other	Floor Tiles Floor Tiles Engineered Timber Floor Floor Tiles Floor Tiles Prime Paver Cement Render / Cement Screed
Sanitary and Plumbing Installation	Water Closet Wash Basin Shower Bathtub Kitchen Sink	6 7 5 1 1
Electrical Installation	Light Point Power Point Fan Point Air-Cond Point TV Point Water Heater Point Cooker Point Auto Gate Point Bell Point EV Charger Point	43 37 8 7 3 1 1 1 1 1
Internal Telephone Trunking and Cabling	Fibre Optic Cable & Socket	7
Fencing	Brick Wall with Mild Steel Grille	
Gate	Mild Steel Gate	

Structure	Reinforced Concrete Frame		
Walls	Brick Wall		
Roof Covering	Concrete Roof Tiles / Reinforced Concrete Roof		
Roof Framing	Metal Roof Truss / Reinforced Concrete Frame		
Ceiling	Skim Coat / Plaster Ceiling		
Windows	Aluminium Framed Glass Window		
Doors	Main Entrance Master Bedroom, Guest Bedroom, Family Area, Bedroom 1 & Junior Master Bedroom Master Bath, Powder, Bath 1 & 2 Guest Bath Others	Solid Timber Core Door Timber Flush Door Timber Flush Door Timber Flush Sliding Door Timber Flush Louvre Door / Timber Flush Door / PVC Folding Door / Aluminium Framed Swing Glass Door / Aluminium Framed Sliding Glass Door / Aluminium Framed Folding Glass Door	
Ironmongery	Quality Locksets		
Wall Finishes	Wet Kitchen Master Bath , Guest Bath, Bath 1 & 2, Powder, Toilet Other Internal Walls External Walls	Wall Tiles up to 1500mm height / Plaster and Paint Wall Tiles up to Ceiling Height Plaster and Paint Plaster and Paint	
Floor Finishes	Ground Floor Car Porch, Lanai 1, 2, 3, 4 & 5, Den Foyer / Living / Dining / Breakfast Area, Wet Kitchen, Family Area, Store 1 (Type D only) Master Bedroom, Guest Bedroom, Bedroom 1, Junior Master Bedroom Master Bath, Guest Bath, Bath 1 & 2, Powder Maid's / Utility, Store 2 (Type D only), Store (Type D1 only), Toilet Yard Other	Floor Tiles Floor Tiles Engineered Timber Floor Floor Tiles Floor Tiles Prime Paver Cement Render / Cement Screed	
TYPE		D D1	
Sanitary and Plumbing Installation	Water Closet	6	6
	Wash Basin	7	7
	Shower	5	5
	Bath tub	1	1
	Kitchen Sink	1	1
Electrical Installation	Light Point	52	51
	Power Point	41	41
	Fan Point	9	9
	Air-Cond Point	7	7
	TV Point	4	4
	Water Heater Point	1	1
	Cooker Point	1	1
	Auto Gate Point	1	1
	Bell Point	1	1
EV Charger Point	1	1	
Internal Telephone Trunking and Cabling	Fibre Optic Cable & Socket	7	7
Fencing	Brick Wall with Mild Steel Grille		
Gate	Mild Steel Gate		

Structure	Reinforced Concrete Frame	
Walls	Brick Wall	
Roof Covering	Concrete Roof Tiles / Reinforced Concrete Roof	
Roof Framing	Metal Roof Truss / Reinforced Concrete Frame	
Ceiling	Skim Coat / Plaster Ceiling	
Windows	Aluminium Framed Glass Window	
Doors	Main Entrance Master Bedroom, Guest Bedroom, Bedroom 1, 2 & 3 Master Bath, Powder, Bath 1, 2 & 3 Guest Bath Others	Solid Timber Core Door Timber Flush Door Timber Flush Door Timber Flush Sliding Door Timber Flush Louvre Door / Timber Flush Door / PVC Folding Door / Aluminium Framed Swing Glass Door / Aluminium Framed Sliding Glass Door
Ironmongery	Quality Locksets	
Wall Finishes	Wet Kitchen Master Bath, Guest Bath, Bath 1, 2 & 3, Powder, Toilet Other Internal Walls External Walls	Wall Tiles up to 1500mm height / Plaster and Paint Wall Tiles up to Ceiling Height Plaster and Paint Plaster and Paint
Floor Finishes	Ground Floor Car Porch, Lanai 1, 2 & 3 Foyer / Living / Dining / Breakfast Area, Wet Kitchen Guest Bedroom, Bedroom 1, Staircase Guest Bath, Bath 1 & Powder Maid's / Utility, Store, Toilet Yard Other	Floor Tiles Floor Tiles Engineered Timber Floor Floor Tiles Floor Tiles Prime Paver Cement Render / Cement Screed
	First Floor Master Bedroom, Family Area, Bedroom 2 & 3 Master Bath, Bath 2 & 3 Balcony Other	Engineered Timber Floor Floor Tiles Floor Tiles Cement Render / Cement Screed
Sanitary and Plumbing Installation	Water Closet	7
	Wash Basin	8
	Shower	6
	Bath tub	1
	Kitchen Sink	1
Electrical Installation	Light Point	45
	Power Point	40
	Fan Point	9
	Air-Cond Point	8
	TV Point	4
	Water Heater Point	1
	Cooker Point	1
	Auto Gate Point	1
	Bell Point	1
EV Charger Point	1	
Internal Telephone Trunking and Cabling	Fibre Optic Cable & Socket	8
Fencing	Brick Wall with Mild Steel Grille	
Gate	Mild Steel Gate	

Structure	Reinforced Concrete Frame	
Walls	Brick Wall	
Roof Covering	Concrete Roof Tiles / Reinforced Concrete Roof	
Roof Framing	Metal Roof Truss / Reinforced Concrete Frame	
Ceiling	Skim Coat / Plaster Ceiling	
Windows	Aluminium Framed Glass Window	
Doors	Main Entrance Master Bedroom, Guest Bedroom, Bedroom 1, 2 & 3 Master Bath, Guest Bath, Powder, Bath 1, 2 & 3 Others	Solid Timber Core Door Timber Flush Door Timber Flush Door Timber Flush Louvre Door / Timber Flush Door / PVC Folding Door / Timber Louvre Door / Aluminium Framed Swing Glass Door / Aluminium Framed Sliding Glass Door
Ironmongery	Quality Locksets	
Wall Finishes	Wet Kitchen Master Bath , Guest Bath, Bath 1, 2 & 3, Powder, Toilet Other Internal Walls External Walls	Wall Tiles up to 1500mm height / Plaster and Paint Wall Tiles up to Ceiling Height Plaster and Paint Plaster and Paint
Floor Finishes	Ground Floor Car Porch, Lanai 1 & 2 Foyer / Living / Dining / Breakfast Area, Wet Kitchen Guest Room, Staircase Guest Bath, Powder Store 1 & 2 Maid's / Utility, Toilet Yard Other	Floor Tiles Floor Tiles Engineered Timber Floor Floor Tiles Floor Tiles Floor Tiles Prime Paver Cement Render / Cement Screed
	First Floor Master Bedroom, Family Area, Bedroom 1, 2 & 3 Master Bath, Bath 1, 2 & 3 Balcony Store 3 Other	Engineered Timber Floor Floor Tiles Floor Tiles Floor Tiles Cement Render / Cement Screed
Sanitary and Plumbing Installation	Water Closet Wash Basin Shower Bathtub Kitchen Sink	7 8 6 1 1
Electrical Installation	Light Point Power Point Fan Point Air-Cond Point TV Point Water Heater Point Cooker Point Auto Gate Point Bell Point EV Charger Point	49 41 9 8 3 1 1 1 1 1 1
Internal Telephone Trunking and Cabling	Fibre Optic Cable & Socket	8
Fencing	Brick Wall with Mild Steel Grille	
Gate	Mild Steel Gate	

Structure	Reinforced Concrete Frame	
Walls	Brick Wall	
Roof Covering	Concrete Roof Tiles / Reinforced Concrete Roof	
Roof Framing	Metal Roof Truss / Reinforced Concrete Frame	
Ceiling	Skim Coat / Plaster Ceiling	
Windows	Aluminium Framed Glass Window	
Doors	Main Entrance Master Bedroom, Guest Bedroom, Bedroom 2 & 3, Junior Master Bedroom Master Bath, Guest Bath, Powder, Bath 1, 2 & 3 Guest Bath Others	Solid Timber Core Door Timber Flush Door Timber Flush Door Timber Flush Sliding Door Timber Flush Louvre Door / Timber Flush Door / PVC Folding Door / Aluminium Framed Swing Glass Door / Aluminium Framed Sliding Glass Door
Ironmongery	Quality Locksets	
Wall Finishes	Wet Kitchen Master Bath , Guest Bath, Bath 1, 2 & 3, Powder, Toilet Other Internal Walls External Walls	Wall Tiles up to 1500mm height / Plaster and Paint Wall Tiles up to Ceiling Height Plaster and Paint Plaster and Paint
Floor Finishes	Ground Floor Car Porch, Lanai 1, 2, 3 & 4 Foyer / Living / Dining / Breakfast Area, Wet Kitchen Guest Room, Junior Master Bedroom, Staircase Guest Bath, Bath 1 & Powder Maid's / Utility, Store 1, Toilet Yard Other	Floor Tiles Floor Tiles Engineered Timber Floor Floor Tiles Floor Tiles Prime Paver Cement Render / Cement Screed
	First Floor Master Bedroom, Family Area, Bedroom 2 & 3 Master Bath, Bath 2 & 3 Balcony Store 2 Other	Engineered Timber Floor Floor Tiles Floor Tiles Floor Tiles Cement Render / Cement Screed
Sanitary and Plumbing Installation	Water Closet Wash Basin Shower Bathtub Kitchen Sink	7 8 6 1 1
Electrical Installation	Light Point Power Point Fan Point Air-Cond Point TV Point Water Heater Point Cooker Point Auto Gate Point Bell Point EV Charger Point	52 41 9 8 4 1 1 1 1 1
Internal Telephone Trunking and Cabling	Fibre Optic Cable & Socket	8
Fencing	Brick Wall with Mild Steel Grille	
Gate	Mild Steel Gate	